



KG2

Connect

Term 1

Student's Book



Claire Medwell
with Wendy Cherry and Emma Wilkinson

Foreword

This is a pivotal time in the history of the Ministry of Education and Technical Education (MOETE) in Egypt. We are embarking on the transformation of Egypt's K-12 education system (Education 2.0) starting in September 2018 with KG1, KG2 and Primary 1, continuing to be rolled out year after year until 2030. We are transforming the way in which students learn, to prepare Egypt's youth to succeed in a future world that we cannot entirely imagine. The rapid technological advancement and disruptions to industries and the workplace requires MOETE to undergo a major configuration of when to learn and what to learn. The foundational skills of literacy, numeracy and digital literacy are the core. Education at a young age also needs to be multidisciplinary to broaden students' horizons, integrating the essential soft skills and competencies such as communication and critical thinking into the school curriculum. There must be joy in learning so that students are motivated to engage in lifelong learning throughout their lives keeping up and staying ahead of changes in the world.

Curriculum is not the end but the beginning of the important process of changing Egypt's education system. MOETE is very proud to present this new series of textbooks, *Connect*, with the accompanying digital learning materials that capture its vision of the transformation journey. This is the result of much consultation, much thought and a lot of work. We have drawn on the best expertise and experience from national and international organizations and education professionals to support us in translating our vision into an innovative national curriculum framework and exciting and inspiring print and digital learning materials.

The MOETE extends its deep appreciation to its own Center for Curriculum and Instructional Materials Development (CCIMD) and specifically, the CCIMD Director and her amazing team. MOETE is also very grateful to the minister's senior advisors for curriculum and early childhood education. Our deep appreciation goes to Discovery Education, Nahdet Masr, Longman Egypt, UNICEF, UNESCO, World Bank Education Experts and UK Education Experts who, collectively, supported the development of Egypt's national curriculum framework. I also thank the Egyptian Faculty of Education professors who participated in reviewing the national curriculum framework. Finally, I thank each and every MOETE administrator in all MOETE sectors as well as the MOETE subject counsellors who participated in the process.

This transformation of Egypt's education system would not have been possible without the significant support of Egypt's current president, His Excellency President Abdel Fattah El-Sisi. Overhauling the education system is part of the president's vision of 'rebuilding the Egyptian citizen' and it is closely coordinated with the Ministries of Higher Education and Scientific Research, Culture, and Youth and Sports. Education 2.0 is only a part in a bigger national effort to propel Egypt to the ranks of developed countries and to ensure a great future to all of its citizens.

A Word from the Minister of Education and Technical Education

It is my great pleasure to celebrate this extraordinary moment in the history of Egypt where we launch a new education system designed to prepare a new Egyptian citizen proud of his Egyptian, Arab and African roots - a new citizen who is innovative, a critical thinker, able to understand and accept differences, competent in knowledge and life skills, able to learn for life and able to compete globally.

Egypt chose to invest in its new generations through building a transformative and modern education system consistent with international quality benchmarks. The new education system is designed to help our children and grandchildren enjoy a better future and to propel Egypt to the ranks of advanced countries in the near future. The transformation of the Egyptian citizen is Egypt's national project for the years to come and it is the only safeguard for a prosperous future.

The fulfillment of the Egyptian dream of transformation is indeed a joint responsibility among all of us; governmental institutions, parents, civil society, private sector and media institutions. Here, I would like to acknowledge the critical role of our beloved teachers who are the role models for our children and who are the cornerstone of the intended transformation.

I ask everyone of us to join hands towards this noble goal of transforming Egypt through education in order to restore Egyptian excellence, leadership and great civilization.

My warmest regards to our children who will begin this journey and my deepest respect and gratitude to our great teachers.

Dr. Tarek Galal Shawki
Minister of Education and Technical Education



Contents

Theme 1: Who am I ? _____



Let's remember! 2

Unit 1 Hop, skip, jump 6


Play time 22



Unit 2 I play music 24


Play time 40

Theme 2: The world around me _____



Unit 3 My home 42

Play time 58



Unit 4 My day 60

Play time 78

Review 1 80

Cut-outs 84



Scope and sequence

Theme	Unit	Vocabulary	Language	Phonics	Life skills	Values	Issues and challenges	Integrated cross-curriculum topics
Who am I?	1 Hop, skip, jump	climb, hop, jump, kick, run, skip	I can (jump). I can (jump), too. Well done!	k: kick, kite t: teddy bear, two K: Karim T: Talia	Critical thinking: Observation: Match and say Problem solving: It's Sports Day! Decision making: Look and draw	Independence: Let's be healthy!	Preventative health: It's Sports Day, Let's be healthy!	Math: Counting 1-10, Play time
	2 I play music	drum, guitar, piano, flute, triangle	I play the (piano). I play the (piano), too.	g: guitar, green p: piano, pink G: Gamila P: Peter	Problem solving: A talent show Collaboration: Let's work together! Creativity: Think, draw and color	Independence: Show and tell Sharing: Let's work together!	Community participation: Let's work together!	Music: Instruments in the class
The world around me	3 My home	bathroom, bedroom, garden, house, kitchen, living room	Where's (Dina)? She's in the (bathroom).	i: in, ink, insect u: up, umbrella I: Injy U: Uncle	Problem solving: Hide and seek, Play time Self-management: Let's do it ourselves! Respect for diversity: Homes in Egypt	Independence: Let's do it ourselves! Tolerance and acceptance of others: Homes in Egypt	Loyalty and belonging: Homes in Egypt	Social Studies: Homes in Egypt
	4 My day	get up, go to bed, go to school, have breakfast, have lunch, have dinner, play with friends	I (get up). I (have breakfast).	I: leg, lion, lemon q: quiet L: Lamya Q: Queen	Problem solving: Busy Bee's day Self-management: Let's get ready!, Day and night Communication: Show and tell Critical thinking: Observation, Creating relationships: Day and night	Appreciation of science: Day and night Independence: Show and tell	Community participation: My daily routine	Science: Day and night
Review 1		Revision from units 1-4			Communication: Acting	Participation: Board game, Acting		




Let's remember




1 Look and write

d e h j m o r s a



ant



og




and



ump



ed



lephant



onkey



trawberry




range



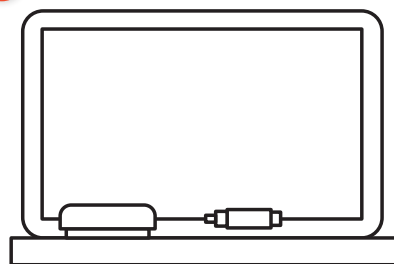
1 Count and color

1




2

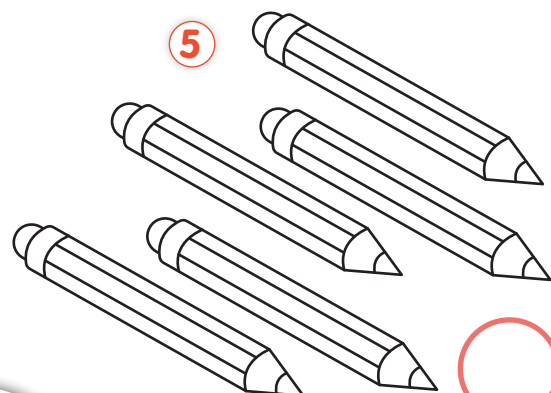
4



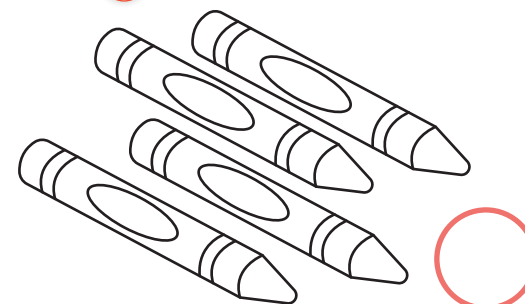
2




5



3



6






Let's remember



1 Look and write

a b c d e f ~~j~~ m h

1



jacket

2



ello

3



pple

4



ook

5




gg

6



lag

7



uck

8




ap




9



ug



1 Listen and number



Hop, skip, jump



1 Look, listen, and point



2 Sing



climb



hop



jump



kick



run



skip



1 Match and say



2 Color

1




2



3





4




5



6



climb



run




kick



hop



jump



skip

Vocabulary: climb, hop, jump, kick, run, skip



It's Sports Day!

Story

Unit
1



1 Listen, read, and point



Video



1

I can jump.



I can jump, too!

Story: It's Sports Day! I can (run). I can (run), too.

It's Sports Day!

Story

Unit
1

2



3



It's Sports Day!

Story

Unit
1

4

I can run!



5

I can hop!



I can... Whooah!



Think!



What's wrong with Youssef?
Can he climb?

It's Sports Day!

Story

Unit
1

6




Let's
exercise!

It's Sports Day!

Story **Unit 1**



1 Listen, cut, and stick



1


2

3

4

5



6



Go to page 85




1 Listen, find, and match



2 Color and say


1





2




3



4



Let's be healthy!



2 Find



1 Look and say



eat




jump




run



kick



3 Sing and do



Video



We're healthy!



1 Look and draw



1



2



3




4




I can skip



1 Look, listen, and point



3 Look and say




2 Make a class poster



Go to page 87



1 Listen and choose



1





2 Trace what you choose

2



3 Now color and say

3




Language: I can (skip)!

Learn sounds with Busy Bee!

k K
t T

1 Look, listen, and repeat

2 Look and circle **t** and **k** or **T** and **K**



teddy bear



two

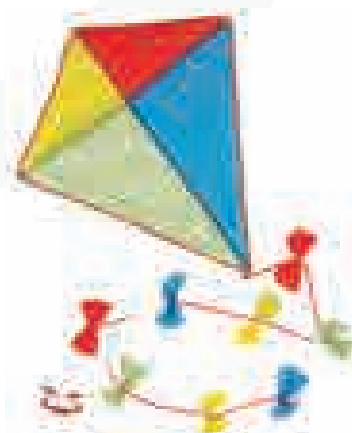


Talia

Karim



kick



kite

a b c d e f g h i j **k** l m n o p q r s **t** u v w x y z

Phonics: the **t** and **k** sounds

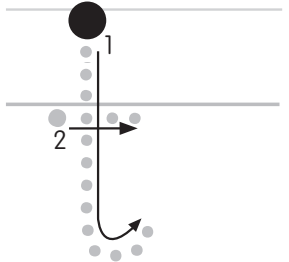


k K
t T


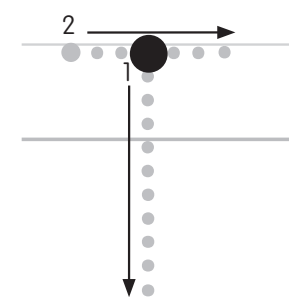
Learn to write with Busy Bee!



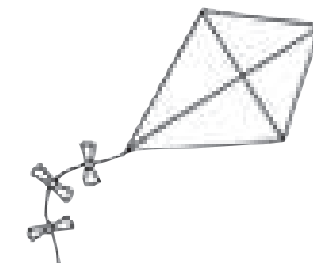
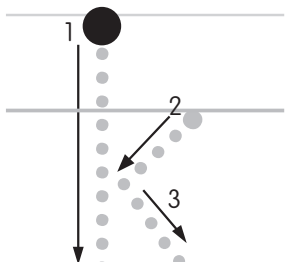
1 Trace and color



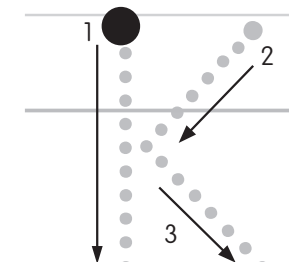
teddy bear



Talia



kite




Karim



ABCDEFGHIJKLMNOPQRSTUVWXYZ

Learn numbers with Busy Bee!



1 Look and read




2 Count and write

1 2 3 4 5 6 7 8 9 10



6







1 Count, trace, and say



2 Color



3 Look and color



Vocabulary



Issues



Phonics **t k T K**






1 Join and say the action



2 Color


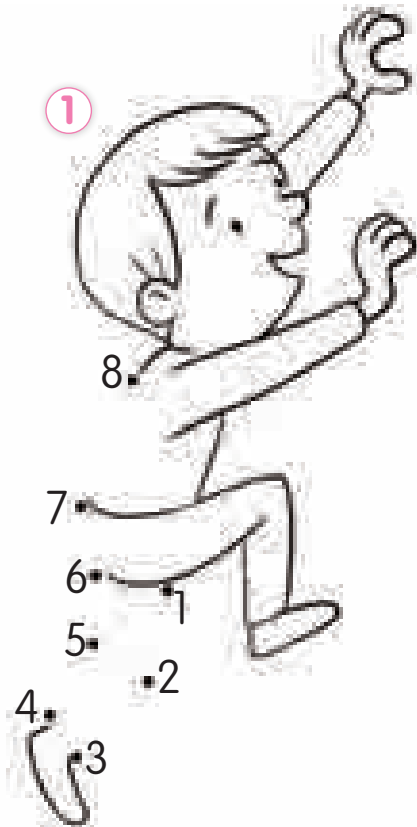




1 Join and say the action



2 Color




Teacher assessment



Unit 2

I play music

1 Look, listen, and point



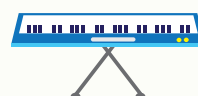
2 Sing



drum



guitar



piano



flute



triangle



Video


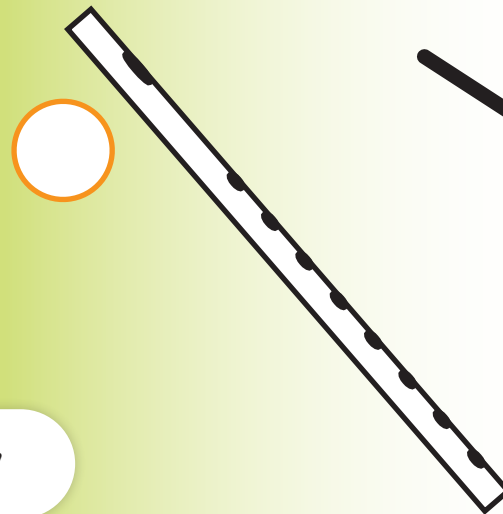





Video





1 Listen and number




2 Color and say



Vocabulary: drum, guitar, piano, flute, triangle

A talent show



1 Listen, read, and point



Video



1



It's our talent show today! Let's start!

I'm Adam.
I play the piano.

Story: A talent show I'm (Adam). I play the (piano). Well done!



A talent show



Story

Unit
2

2





A talent show




Story

Unit
2

3



I'm Laila.
I play the triangle.



Think!



What instrument will
Busy Bee play?



A talent show



Story

Unit
2

4

I play the drum!



5


Let's play together!



Let's play
music!



1 Look, listen, and number



2 Draw and say

①



②



③



④




⑤






1 Look, listen, and circle



1




2



3



Let's work together!



1 Look and say



guitar




piano



drum



2 Sing and do



Video




We work together!



1 Think of a musical instrument




2 Draw and color



Language: *This is my (guitar).*

I play the guitar!



1 Listen and point



2 Look and say



 Go to page 89



1 Listen and match



2 Trace and say



Language: I play the (flute)!

Learn sounds with Busy Bee!


g G
p P

1 Look, listen, and repeat

2 Look and circle g and p or G and P



guitar



Gamila



green



piano



Peter



pink

a b c d e f **g** h i j k l m n o **p** q r s t u v w x y z

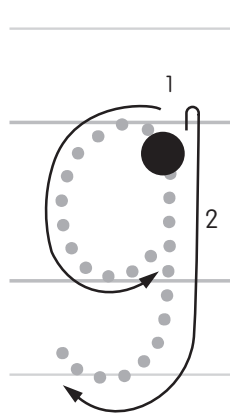
Phonics: the g and p sounds

Learn to write with Busy Bee!


g G
p P

1 Trace and copy


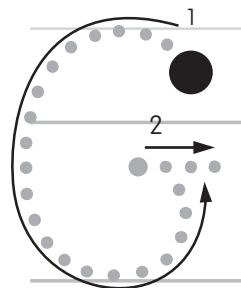
2 Color and say



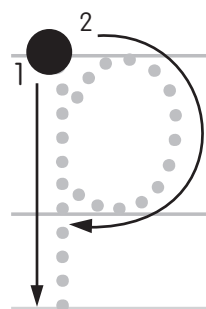
g



guitar green



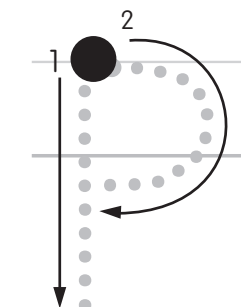
Gamila



p



piano pink



Peter

ABCDEFGHIJKLMNOPQRSTUVWXYZ

A drum

Project **Unit 2**

1 Make a drum

2 Look and say



Language: *This is my drum.*

Show and tell



1 Show and tell



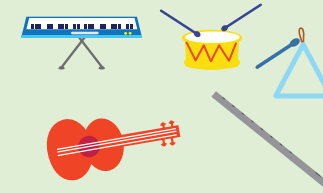
Language: I can play the (flute).

Unit review **Unit 2**




2 Look and color

Vocabulary



Life skills




Phonics


g G p P



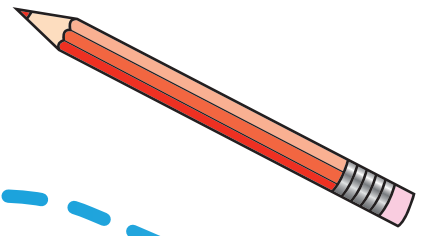
Art





Play time



1 Look, say, and match



g p k t





1 Look and say

1



piano

g

k

~~p~~

t

2



irl

3

2

wo

2 Write



4



ite



3 Look and write

1




Talia

2




arim

3



eter

4



amila

G

K

P

~~T~~



Teacher assessment



My home




1 Look, listen, and point




2 Sing



Video



Video



bathroom



bedroom



garden



house



kitchen




living room

1 Look, listen, and number



2 Look and say



Vocabulary: bathroom, bedroom, garden, house, kitchen, living room

Hide and seek

Story **Unit 3**



1 Listen, read, and point

Let's play a game!


1



2



Where's Dina? She's in the garden.



Video



Story: Hide and seek Where's Busy Bee? She's in the (kitchen).

Hide and seek

Story

Unit
3

Where's Youssef?

Where's Laila?



He's in the bathroom!




She's in the living room!

Hide and seek

Story **Unit 3**

5

Where's Busy Bee?



Think!
Where's Busy Bee?

Hide and seek

Story




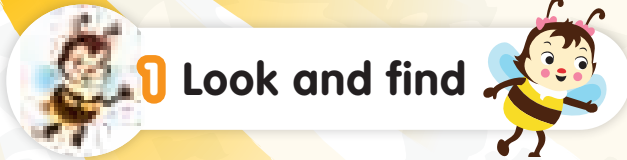
Unit
3

She's in the bedroom!

6



**Make your
bed!**





1 Look and color

1



2



3



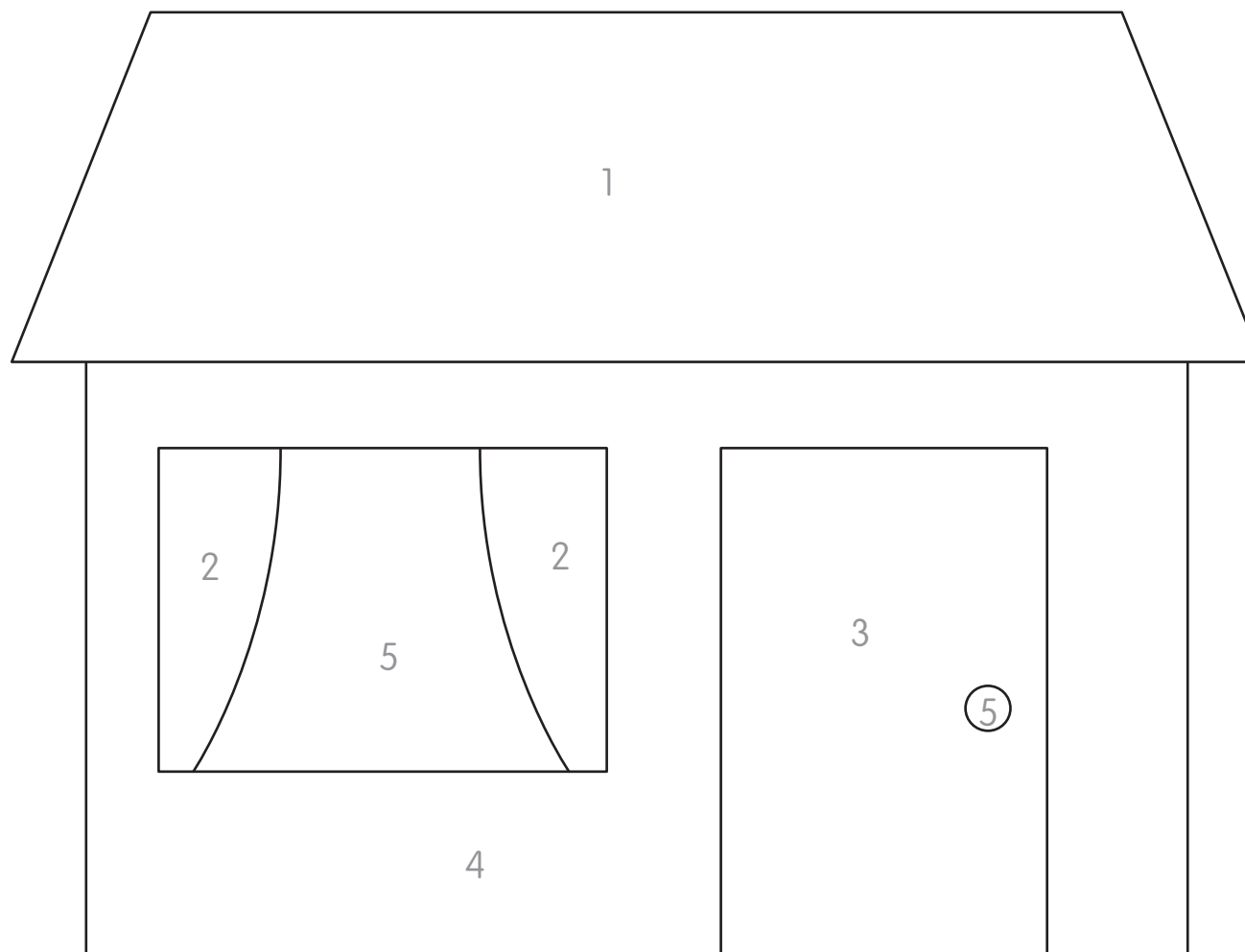
4



5



2 Look and say




Language: It's (red).


Let's do it ourselves!




1 Look and say



bedroom



garden




bathroom



2 Sing and do



Video



I can do it !




1 Look and draw ☺ ☹




2 Say

1



2



3



4



5




Language: I can/can't do it.

Where's Dina?



1 Listen, point, and play



2 Look and say



Go to page 87



1 Choose and match



2 Ask and answer



Language: *Where's (Dina)? She's in the (bedroom).*

Learn sounds with Busy Bee!

i I
u U



1 Look, listen, and repeat



2 Look and circle i and u or I and U




in



insect



ink



Injy



umbrella



up



Uncle Amr

abcdefghijklmnopqrstuvwxyz

Phonics: the i and u sounds



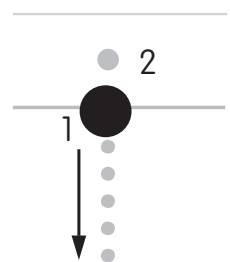
i I
u U

Learn to write with Busy Bee!

Writing **Unit 3**



Trace and copy




i



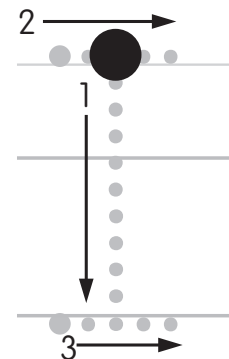
insect



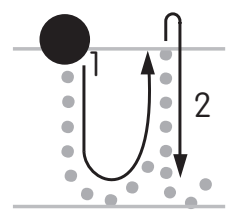
ink



in



Injy



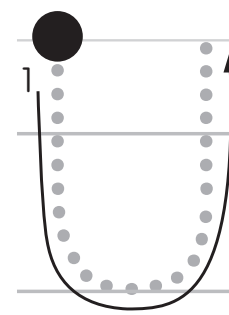
u



umbrella



up




Uncle Amr



ABCDEFGHIJKLMNOPQRSTUVWXYZ


Homes in Egypt



Look, listen, and repeat



Video




1

Nubia





2

Cairo



3


Alexandria




Homes in Egypt




1 Look, listen, and follow




2 Now say



Nubia



Alexandria



Cairo

Unit review ^{Unit}3




3 Look and color

Vocabulary



Life skills



Phonics



Language: I live in (Cairo).

Social Studies: Homes in Egypt

Play time

1 Follow and match



k



p




g




u





1 Look and sort


Music



My home



Sports



Teacher assessment ☒ ☐




Unit 4

My day



1 Look, listen, and point



get up



have breakfast



go to school



have lunch



play with friends





have dinner



go to bed



2 Sing




Video



Video



1 Look, listen, and point



2 Choose, act, and say




Vocabulary: get up, have breakfast, go to school, have lunch, play with my friends, have dinner, go to bed

Busy Bee's day!




Story

Unit
4



1 Listen, read, and point



Video

1

Good morning!
Everyday, I get up.



I have breakfast.



Busy Bee's day!



Story

Unit
4

2

I go to school with Adam and Dina.



Goodbye, Adam!
Goodbye, Dina!
Goodbye, Busy Bee!

3



I have lunch with Adam and Dina at home.

Busy Bee's day!



Story

Unit
4

4

Let's play!

I play with Adam
and Dina.

I'm the queen!



Think!



Busy Bee wants to play!
What should the children do?

Busy Bee's day!



Story

Unit
4

5

You are the queen bee!



I'm Busy Bee, the queen bee!

6

Then, I go to bed.
Good night!



**Smile and
say Hello!**



1 Listen, cut, and stick




2 Now say

1




2



3




4



5



6




Go to page 91

Story: Busy Bee's day! *I get up. I have breakfast.*



1 Look and say


1





2 Circle the odd one out



2



3



4

K

t


P

I

Let's get ready!



1 Look and say





get up



have
breakfast



go to
school



2 Sing and do




Video

We get ready!




1 Listen and match




2 Trace



3 Listen again and repeat



My daily routine



1 Look, listen, and point



2 Cut and make



3 Look and say



Go to page 93




1 Color and say


1



2



3



4





Language: I get up, I have breakfast, I go to school, I go to bed.

Learn sounds with Busy Bee!

l **L**
q **Q**

1 Look, listen, and repeat

2 Look and circle **l** and **q** or **L** and **Q**




leg



lion



lemon



Lamya

Queen Elizabeth



quiet



abcdefghijklmnopqrstuvwxyz

Phonics: the **l** and **q** sounds

Learn to write with Busy Bee!

Writing

Unit
4

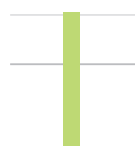
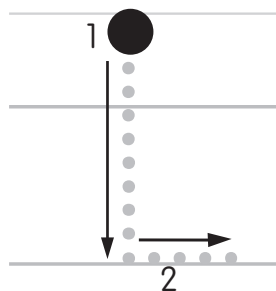
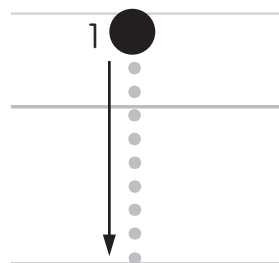
I L
q Q



1 Trace and copy




2 Say



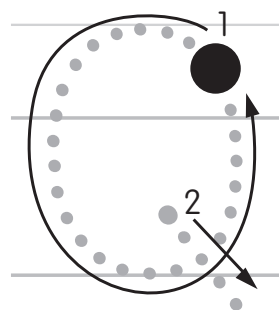
eg




ion



amya


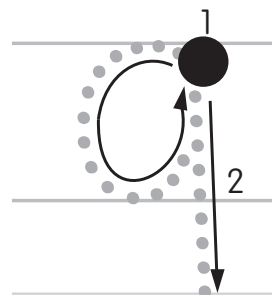


Q



Queen

Elizabeth



quiet

ABCDEFGHIJKLMNOPQRSTUVWXYZ

Day and night

English in the classroom **Unit 4**



1 Listen and point



Video



2 Look and join

1




2



3



b



a



c



English in the classroom: Science: Day and night



1 Look, listen, and say





Language: *It's (morning). I (get up).*

A daily routines book

Project **Unit 4**

1 Make a daily routines mini book

2 Look and say




Go to page 95-97

Language: It's my daily routines book. I get up. I have breakfast.

Show and tell



1 Show and tell



Language: *I go to bed.*

Unit review ^{Unit}4




2 Look and color

Vocabulary




Life skills



Phonics

l L a Q







Project




Play time



1 Color and number






1 Look and draw



Teacher assessment

☒ ☐ ☐ ☐ ☐ ☐



Review 1








1 Look, listen, and point



6

7

8




2 Color the star


Review Vocabulary 1



1 Look, listen, and number



Revision of language from units 1-4

 Play the game





1 Listen and point




2 Act

Revision of language and vocabulary from units 1-4





CUT-OUTS

Unit
It's Sports Day!







Unit
3 Where's Dina?



	 	 	


Unit
1 Make a class poster







Unit
2 I play music






Unit
4 *Busy Bee's day!*





Unit
4 *My daily routine*





Unit
4 **A daily routines book**

